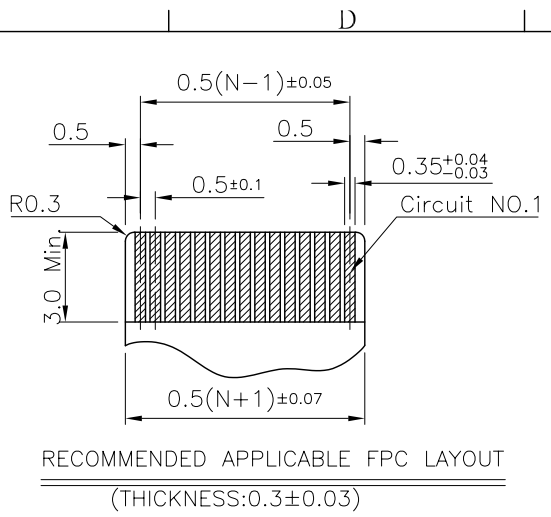


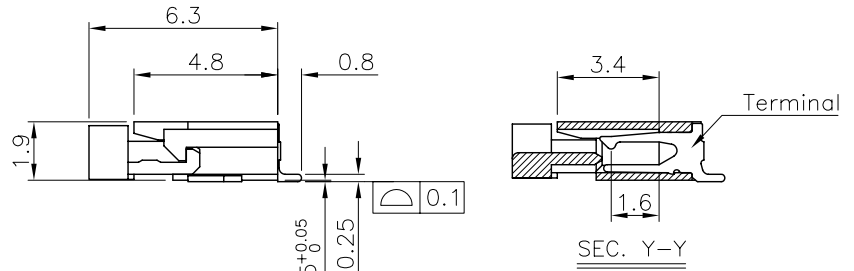
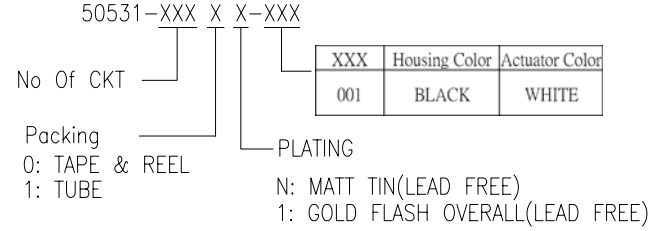
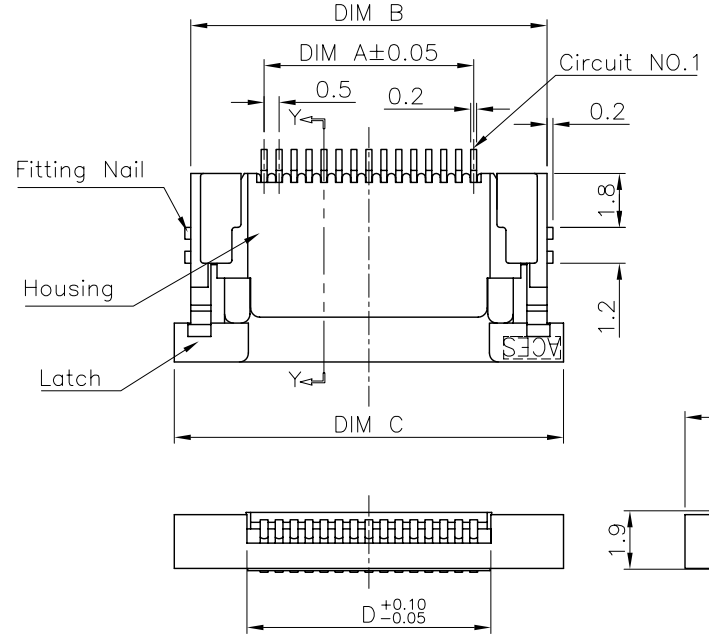
PCB PATTREN LAYOUT



RECOMMENDED APPLICABLE FPC LAYOUT
(THICKNESS:0.3±0.03)

- NOTES:
- MATERIAL:
 - HOUSING: THERMOPLASTIC, HIGH TEMP.,UL94V-0;
 - CONTACT: COPPER ALLOY
 - FITTING NAIL:COPPER ALLOY
 - LATCH: THERMOPLASTIC, HIGH TEMP.,UL94V-0;
 - FINISH:
 - CONTACT:
 - 50u" MIN. NICKEL UNDERPLATING OVERALL.
 - 1:GOLD FLASH PLATNG OVERALL.
 - N:100u" MIN. MATTE TIN PLATNG OVERALL.
 - FITTING NAIL:
 - 50u" MIN. NICKEL UNDERPLATING OVERALL.
 - 1:GOLD FLASH PLATNG OVERALL.
 - N:100u" MIN. MATTE TIN PLATNG OVERALL.
 - REFLOW SOLDER CAPABLE TO 260°C PER ACES SPEC.
 - SPEC. PLS. REFER TO PS-50531-xxxx-xxx
 - PACKAGE PLS. REFER TO 87151-XXX3-TRP
 - PART NUMBER

CKT	Dim A	Dim B	Dim C	Dim D	CKT	Dim A	Dim B	Dim C	Dim D
4	1.5	6.4	7.5	2.65	35	17.0	21.9	23.0	18.15
5	2.0	6.9	8.0	3.15	36	17.5	22.4	23.5	18.65
6	2.5	7.4	8.5	3.65	37	18.0	22.9	24.0	19.15
7	3.0	7.9	9.0	4.15	38	18.5	23.4	24.5	19.65
8	3.5	8.4	9.5	4.65	39	19.0	23.9	25.0	20.15
9	4.0	8.9	10.0	5.15	40	19.5	24.4	25.5	20.65
10	4.5	9.4	10.5	5.65	41	20.0	24.9	26.0	21.15
11	5.0	9.9	11.0	6.15	42	20.5	25.4	26.5	21.65
12	5.5	10.4	11.5	6.65	43	21.0	25.9	27.0	22.15
13	6.0	10.9	12.0	7.15	44	21.5	26.4	27.5	22.65
14	6.5	11.4	12.5	7.65	45	22.0	26.9	28.0	23.15
15	7.0	11.9	13.0	8.15	46	22.5	27.4	28.5	23.65
16	7.5	12.4	13.5	8.65	47	23.0	27.9	29.0	24.15
17	8.0	12.9	14.0	9.15	48	23.5	28.4	29.5	24.65
18	8.5	13.4	14.5	9.65	49	24.0	28.9	30.0	25.15
19	9.0	13.9	15.0	10.15	50	24.5	29.4	30.5	25.65
20	9.5	14.4	15.5	10.65	51	25.0	29.9	31.0	26.15
21	10.0	14.9	16.0	11.15	52	25.5	30.4	31.5	26.65
22	10.5	15.4	16.5	11.65	53	26.0	30.9	32.0	27.15
23	11.0	15.9	17.0	12.15	54	26.5	31.4	32.5	27.65
24	11.5	16.4	17.5	12.65	55	27.0	31.9	33.0	28.15
25	12.0	16.9	18.0	13.15	56	27.5	32.4	33.5	28.65
26	12.5	17.4	18.5	13.65	57	28.0	32.9	34.0	29.15
27	13.0	17.9	19.0	14.15	58	28.5	33.4	34.5	29.65
28	13.5	18.4	19.5	14.65	59	29.0	33.9	35.0	30.15
29	14.0	18.9	20.0	15.15	60	29.5	34.4	35.5	30.65
30	14.5	19.4	20.5	15.65	61	30.0	34.9	36.0	31.15
31	15.0	19.9	21.0	16.15	62	30.5	35.4	36.5	31.65
32	15.5	20.4	21.5	16.65	63	31.0	35.9	37.0	32.15
33	16.0	20.9	22.0	17.15	64	31.5	36.4	37.5	32.65
34	16.5	21.4	22.5	17.65	65	32.0	36.9	38.0	33.15



一般公差 TOLERANCES X ±0.5 .XX ±0.15 X ±0.25 .XXX ±0.1 ANGLES ±2°		宏致電子股份有限公司 Aces Electronic Co.,Ltd.	
檢驗尺寸標示 SYMBOLS INDICATE CLASSIFICATION DIMENSION MARK IS CRITICAL DIM. MARK IS MAJOR DIM.	品名 (TITLE) 0.5mm ZIF FPC CONN. SMT R/A TOP CONTACT TYPE 圖號 (DWG.NO) 50531-XXXXX-XXX	製圖 (DR) '08/09/25 huamin 審核 (CHKD) WGCH 核准 (APPD) JASON	張數 (SHEET) 1 OF 1 SIZE A4 REV 0
表面處理 (FINISH)	比例 (SCALE) 4:1 單位 (UNITS) mm		

0	For APP970133新圖制	'08/09/25	huamin
修訂 REV	修改摘要 REVISION DESCRIPTION	日期 DATE	簽名 SIGNATURE